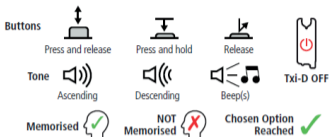
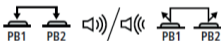


# Txi-D QUICK GUIDE

## INSTRUCTIONS KEY GUIDE



## 3.0 SWITCHING ON/OFF



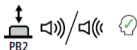
## 5.0 SET UP MODE



## 5.1 TONE ADJUST

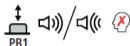


## 5.2 STEALTH LED MODE ON/OFF



## ACTIVE SETTINGS

### 6.0 MUTE ON/OFF



### 7.0 BEEP SPEED CONTROL



### 8.0 DAY/NIGHT LED MODES

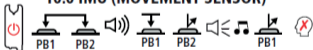


### 9.0 LED BRIGHTNESS ADJUST




## ADVANCED SETTINGS

### 10.0 IMU (MOVEMENT SENSOR)



### 11.0 RANGE TEST



### 12.0 RESET TO FACTORY DEFAULTS

